



High Frequency Words (1)

1. Encourage your child to write out each word three times, whilst saying out each letter loudly.
2. Cut out the high frequency word cards. Use the blank cards to write down your child's name (on two cards) and perhaps the names of their siblings.
3. Use the cards to make as many sentences as you can. Get your child to say out each word loudly.
4. Use the cards to play High Frequency Snap. Shuffle the cards and share them equally.

The youngest player goes first by playing a card on the playing surface.

When a card is played, the player must spell out each word and say it out loud.

If a player plays a matching card, then they must shout SNAP! They collect all of the cards played.

The game continues until a single player has all of the cards.

the			
and			
a			
to			
said			
in			
he			
I			

of			
it			
was			
you			
they			
on			
she			
is			

for			
at			
his			
but			
that			
with			
all			
an			

so			
we			
can			
are			
up			
had			
my			
her			

what			
there			
out			
this			
have			
went			
be			
like			

some			
not			
then			
were			
go			
little			
as			
no			

saw			
make			
mum			
one			
them			
do			
me			
down			

dad			
big			
when			
it's			
see			
looked			
very			
look			

don't			
come			
will			
into			
back			
from			
children			
him			

Mr			
off			
asked			
get			
just			
now			
came			
oh			

about			
got			
their			
people			
your			
put			
could			
house			

old			
too			
by			
day			
made			
time			
I'm			
if			

help			
Mrs			
called			
here			

a

a

about

about

all

all

an

an

and

and

are

are

as

as

asked

asked

at

at

back

back

be

be

big

big

but

but

by

ABC 123
can

ABC 123
came

ABC 123
by

ABC 123
children

ABC 123
came

ABC 123
called

ABC 123
children

ABC 123
can

ABC 123
called

come

come

could

could

dad

dad

day

day

do

ABC 123
do

ABC 123
don't

ABC 123
don't

ABC 123
down

ABC 123
down

ABC 123
for

ABC 123
for

ABC 123
from

ABC 123
from

get

get

go

go

got

got

had

had

have

have

he

he

help

help

her

her

here

here

him

him

his

his

house

house

I'm

I'm

I

I

if

if

in

in

into

into

is

is

ABC 123
it's

ABC 123
it's

ABC 123
it

ABC 123
it

ABC 123
just

ABC 123
just

ABC 123
like

ABC 123
like

ABC 123
little

little

look

look

looked

looked

made

made

make

make

me

me

Mr

Mr

Mrs

Mrs

mum

mum

my

ARCTIC

my

ARCTIC

no

ARCTIC

no

ARCTIC

not

ARCTIC

not

ARCTIC

now

ARCTIC

now

ARCTIC

of

ARCTIC

of

ABC 123456789
off

ABC 123456789
off

ABC 123456789
oh

ABC 123456789
oh

ABC 123456789
old

ABC 123456789
old

ABC 123456789
on

ABC 123456789
on

ABC 123456789
one

one

out

out

people

people

put

put

said

said

ABC 123
same

ABC 123
same

ABC 123
saw

ABC 123
saw

ABC 123
see

ABC 123
see

ABC 123
she

ABC 123
she

ABC 123
so

so

some

some

that

that

the

the

their

their

them

them

then

then

there

there

they

they

this

ABC 123
this

ABC 123
time

ABC 123
time

ABC 123
to

ABC 123
to

ABC 123
too

ABC 123
too

ABC 123
up

ABC 123
up

very

very

was

was

we

we

went

went

were

were

what

what

when

when

will

will

with

with

ABCmouse.com

you

ABCmouse.com

you

ABCmouse.com

ABCmouse.com

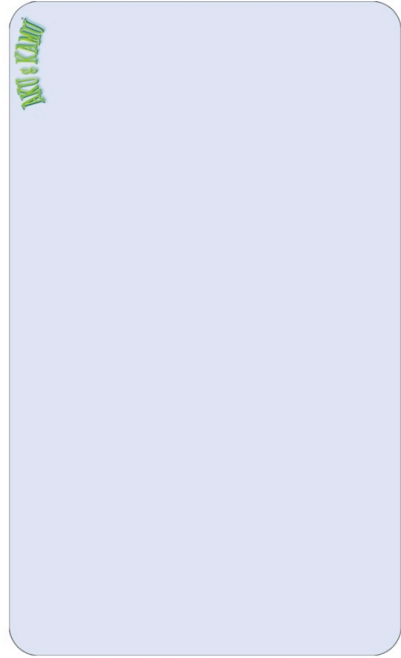


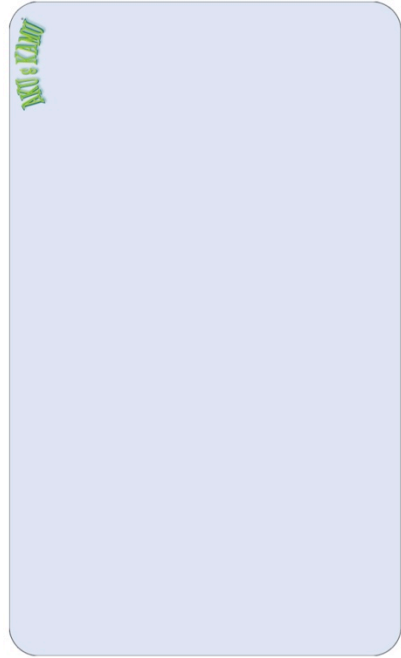


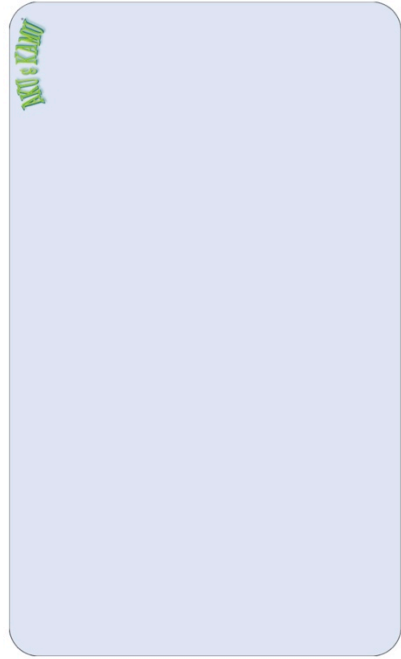


ABCmouse.com

ABCmouse.com

ABCmouse.com

ABCmouse.com

ABCmouse.com



For more worksheets, visit
www.akuandkamu.com

*Aku & Kamu:
A global brand,
with a British heart*

