



Parental Guide (Junior Series)

Listen to the storybooks on the Aku & Kamu website, www.akuandkamu.com and then work through the Do-Think-Feel activities with your child.



Do

encourages children to unleash their creativity



Think

encourages children to think creatively



Feel

encourages children to develop and be in touch with their feelings

Parental Guide

As a parent you have the most important and enduring relationship with your child and your child will learn more from your home environment than any other setting.

Your involvement in your child's education contributes to your child's positive attitude towards learning.

At a young age, a child can remember things very easily. The only difficulty is with understanding. Children can be made to learn things in enjoyable ways. Children learn things faster when learning is blended with entertainment.

Aku and Kamu products are designed to make learning a positive and fun experience.

Read the story together with your child and use the "Do - Think - Feel" model to help educate and develop your child.

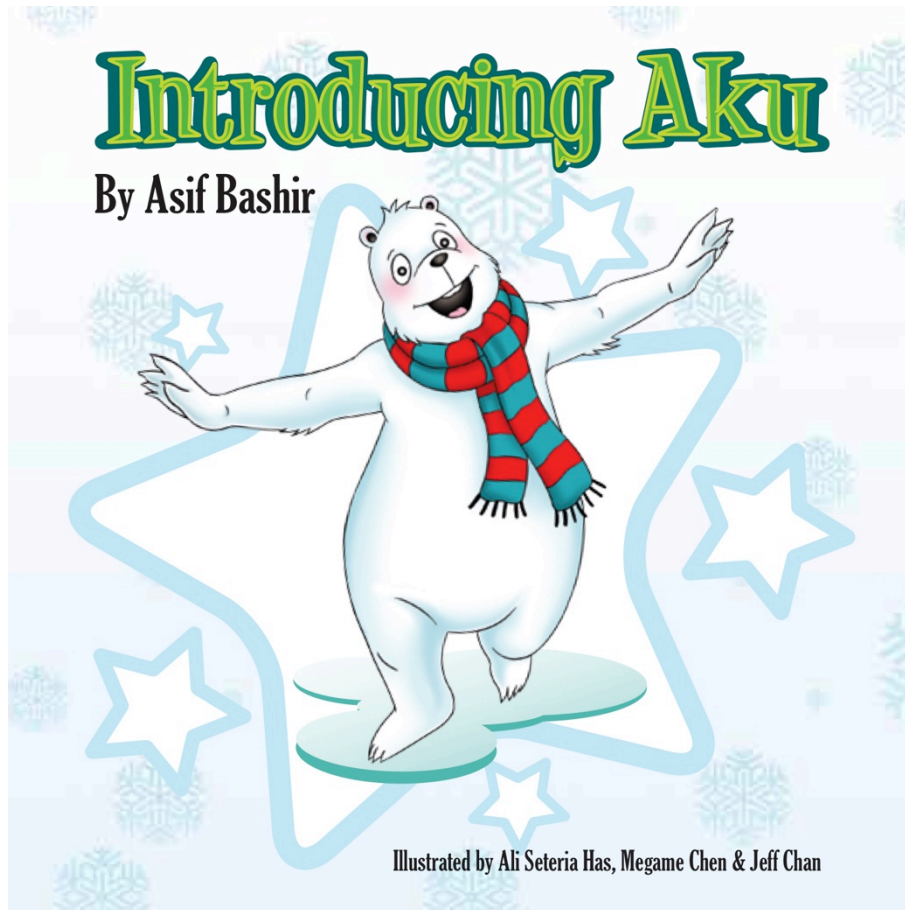
High Frequency Words

High frequency words are an essential set of words that your child needs to learn to be able to read very simple books. It is important that you work with your child so that they can recognise these as soon as possible. By doing so, they can get pace and accuracy into their reading at an early stage.

I	go	come	want	up
you	day	was	look	are
the	of	we	this	dog
me	like	going	big	she
and	they	my	see	on
away	mum	it	at	play
no	yes	for	a	dad
can	he	am	all	is
cat	get	said	to	in

How to use these words

- ★ Help teach your child to read, write and spell these words.
- ★ Write each word out on a separate piece of paper and help your child to create sentences using these words.



Do - Think - Feel



Do

Encourage your child to draw pictures of Aku, describing a little about him. Encourage your child to tell their own story relating to Aku.



Think

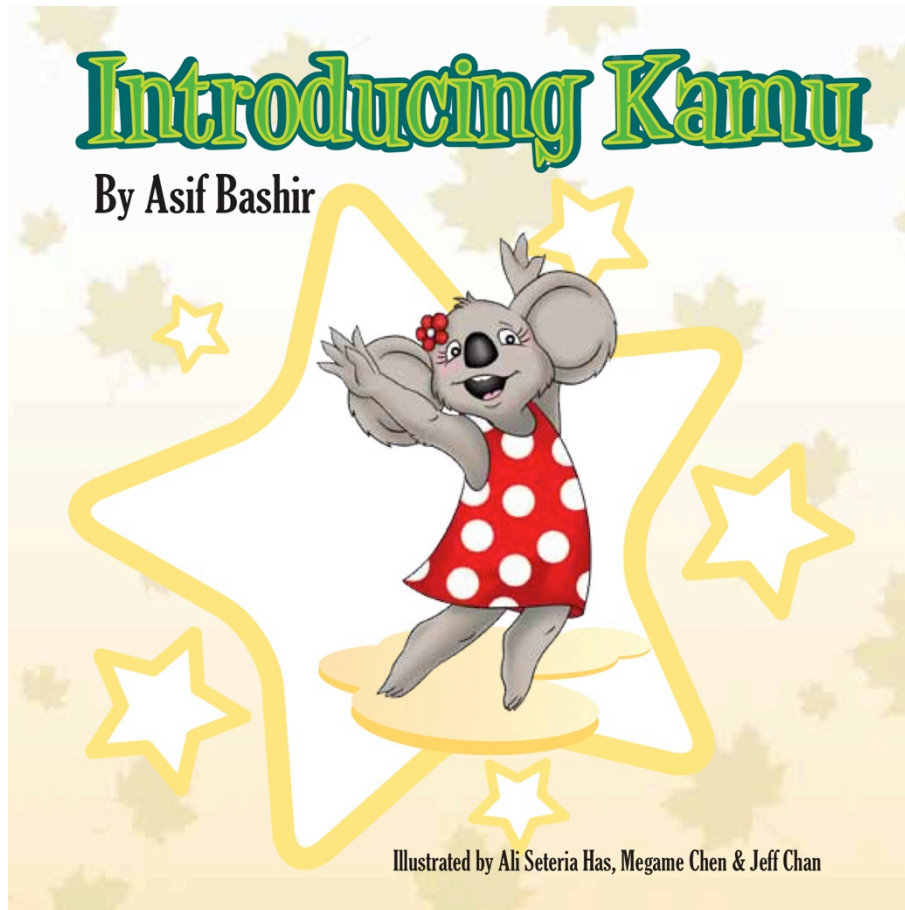
Teach your child about the different relations in the family such as mum, dad, brother and sister and about where they live.

Teach your child about themselves such as, how old they are and when their birthday is.



Feel

Discuss with your child their feelings about family members such as mum and dad. What do they like to do with their mum, dad, sister or brother?



Do - Think - Feel



Do

Encourage your child to draw pictures of Kamu, describing a little about her. Encourage your child to tell their own story relating to Kamu.



Think


Teach your child about the different relations in the family such as mum, dad, brother and sister and about where they live.

Teach your child about themselves such as how old they are and when their birthday is.



Feel

Discuss with your child their feelings about family members such as mum and dad. What do they like to do with their mum, dad, sister or brother?



Do - Think - Feel



Do

Encourage your child to learn the alphabet from A to E and then from F to J. Each time add 5 new letters and see how quickly your child learns.



Think


Work with your child to identify all the things they like. Why do they like these things?



Feel

Laughter in most cases is a very pleasant sensation. Ask your child what makes them laugh. How does your child feel when they laugh?

Discuss with your child about their dislikes. Try to understand why they feel this way. Can you find a way to overcome their dislikes?



Do - Think - Feel



Do

Encourage your child to count from 1 to 5 and then 6 to 10. Each time, add 5 new numbers and see how quickly your child learns.



Think

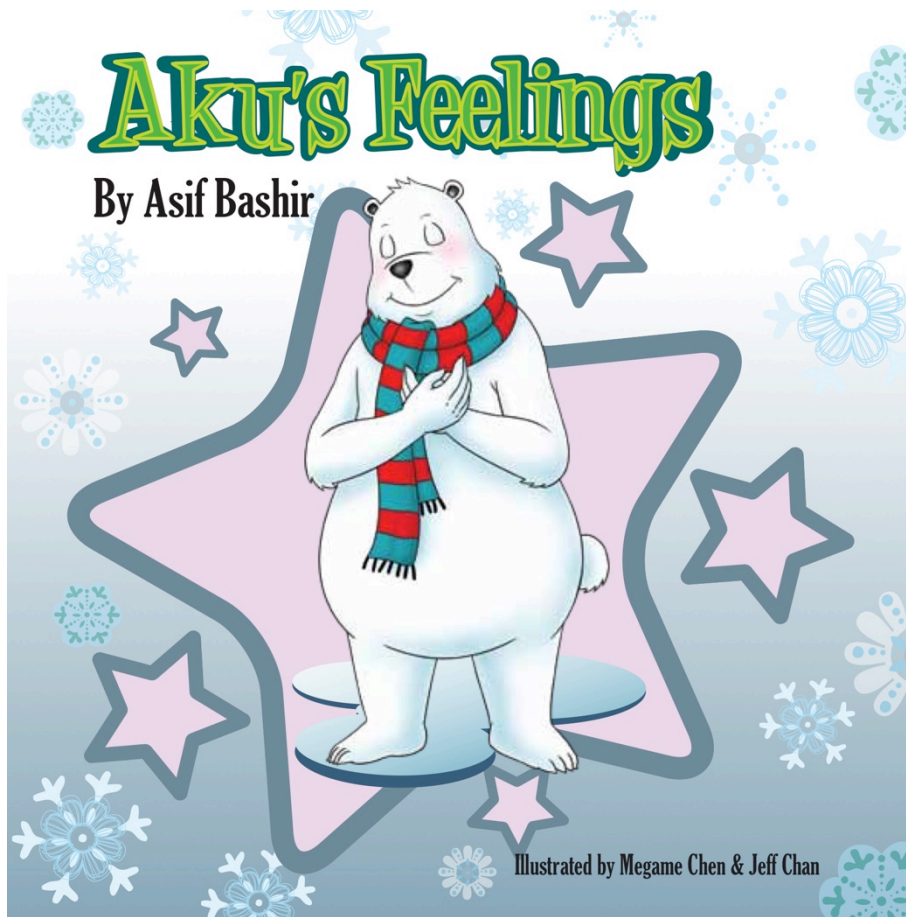
Work with your child to identify all the things they like. Why do they like these things?



Feel

Laughter in most cases is a very pleasant sensation. Ask your child what makes them laugh. How does your child feel when they laugh?

Discuss with your child about their dislikes. Try to understand why they feel this way. Can you find a way to overcome their dislikes?



Do - Think - Feel



Do

Encourage your child to draw pictures of Aku's expressions when he is happy, sad, crying and smiling and ask your child if they have the same expressions.



Think


Work with your child to identify all the things that make them happy. Why do these things make them happy?

Work with your child to identify all the things that make them sad. Why do these things make them sad?



Feel

Discuss with your child about different feelings and try to understand when they may feel this way and why. Discuss their favourite feeling.



Do - Think - Feel



Do

Encourage your child to draw pictures of Kamu's expressions when she is happy, sad, crying and smiling, and ask your child if they have the same expressions.



Think

Work with your child to identify all the things that make them happy. Why do these things make them happy?

Work with your child to identify all the things that make them sad. Why do these things make them sad?



Feel

Discuss with your child about different feelings and try to understand when they may feel this way and why. Discuss their favourite feeling.

For more worksheets, visit
www.akuandkamu.com

*Aku & Kamu:
A global brand,
with a British heart*

